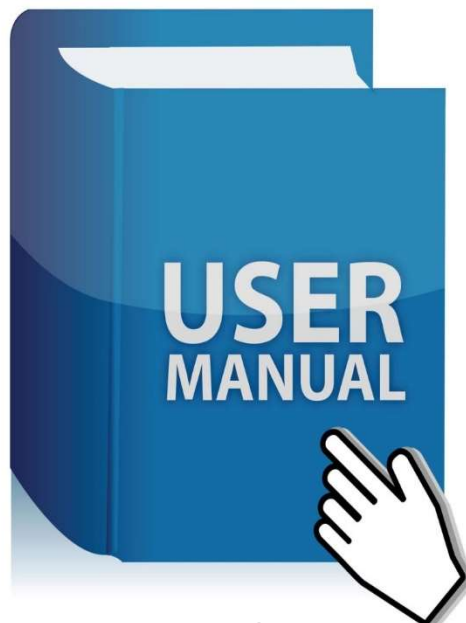


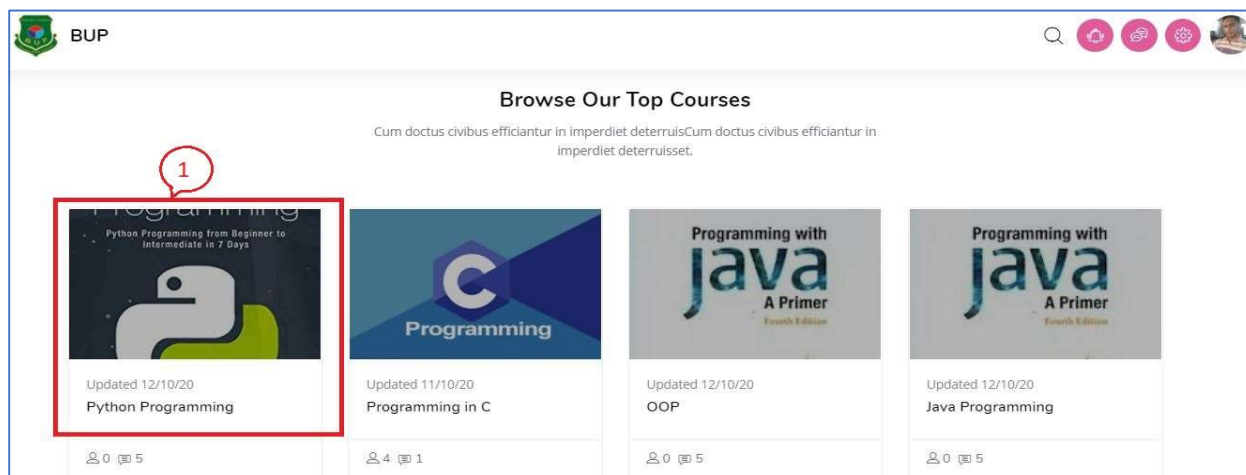
10/17/2020

# Adding an Assignment



**BUP eLearning System**

**Step-1: Click on a Course**



**Step-2: Click on Turn Editing on button**



**Step-3: Click on topic section (e.g topic 1 pencil icon) and you can edit it as you like.**

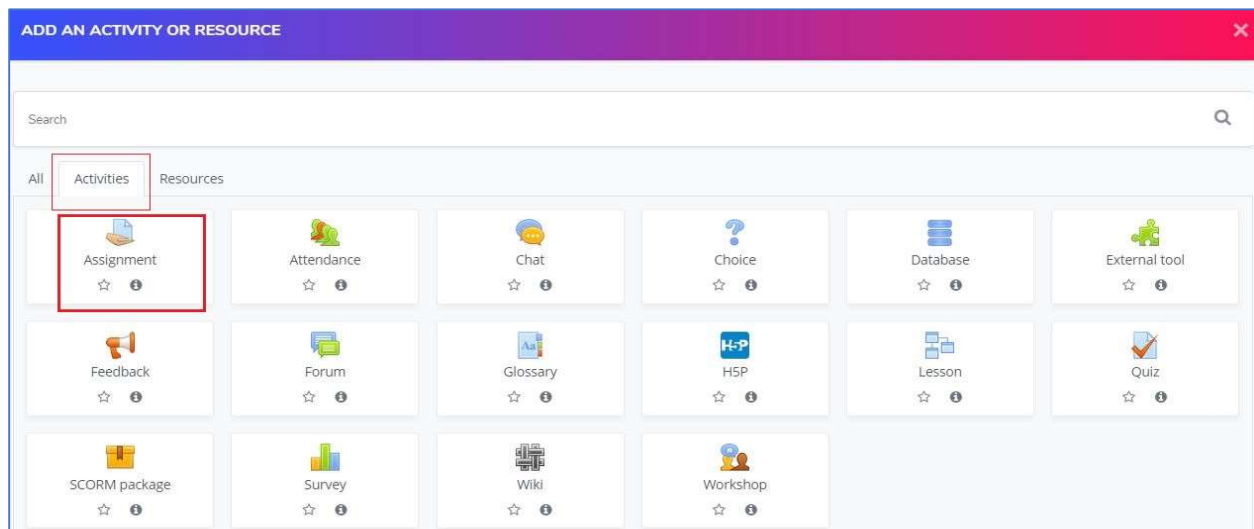




**Step-4:** Click on **Add an activity or resource** button. Here you can add any resources as you like.

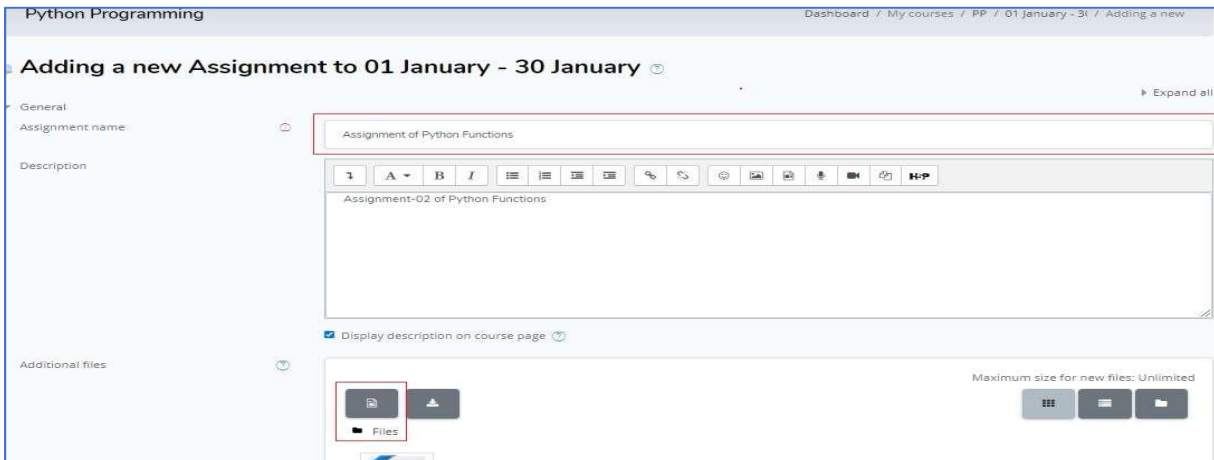


**Step-5:** Click on **Activities->Assignment** button

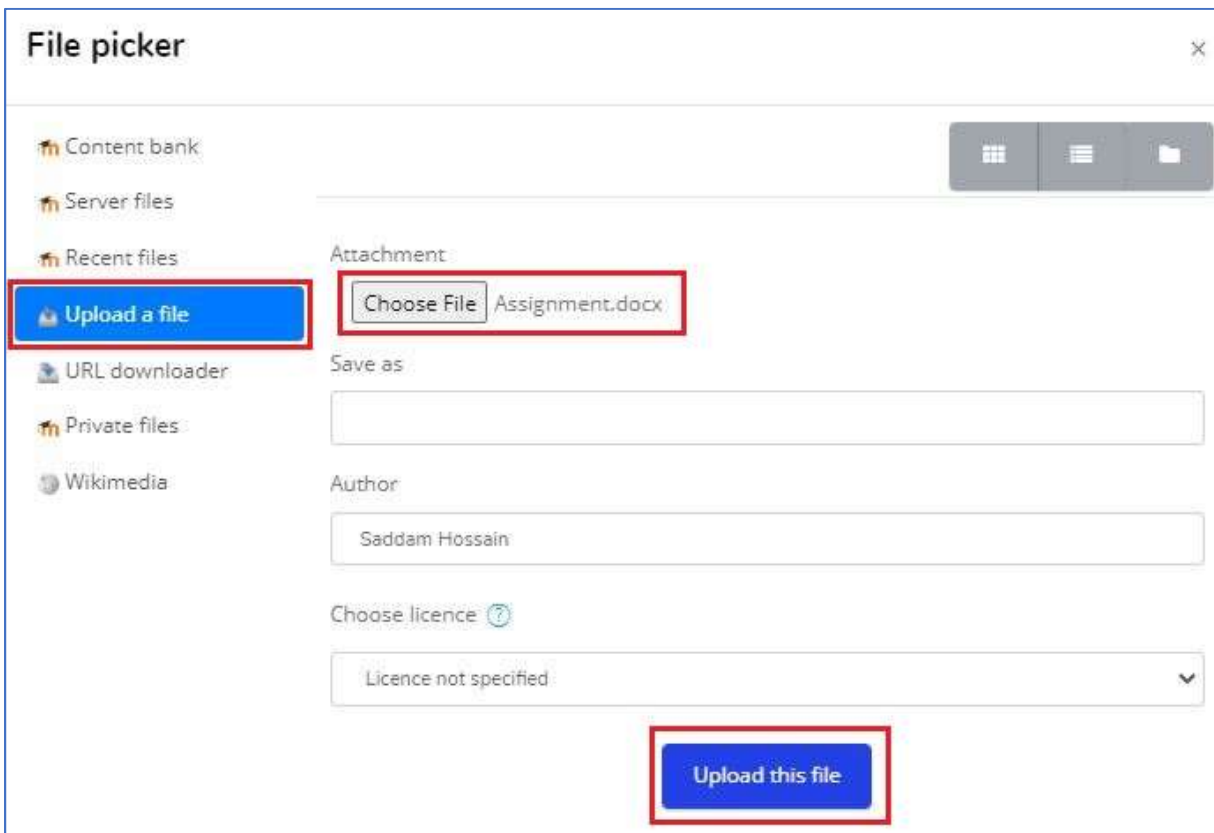




**Step-6:** Write **Assignment Name, Description** and click on **Additional Files** button for upload assignment.



**Step-7:** Click on **Upload a file->Choose File->Upload this file** button.





**Step-8:** Select **Allow submission form** and **Due date** then click **Save and return to course** button.

▼ Availability

Allow submissions from	13	October	2020	00	00	<input checked="" type="checkbox"/> Enable
Due date	20	October	2020	00	00	<input checked="" type="checkbox"/> Enable
Cut-off date	13	October	2020	12	12	<input type="checkbox"/> Enable
Remind me to grade by	27	October	2020	00	00	<input checked="" type="checkbox"/> Enable

Always show description

▶ Submission types

- ▶ Submission types
- ▶ Feedback types
- ▶ Submission settings
- ▶ Group submission settings
- ▶ Notifications
- ▶ Grade
- ▶ Common module settings
- ▶ Restrict access
- ▶ Activity completion
- ▶ Tags
- ▶ Competencies

**Save and return to course** Save and display Cancel

There are required fields in this form marked \*