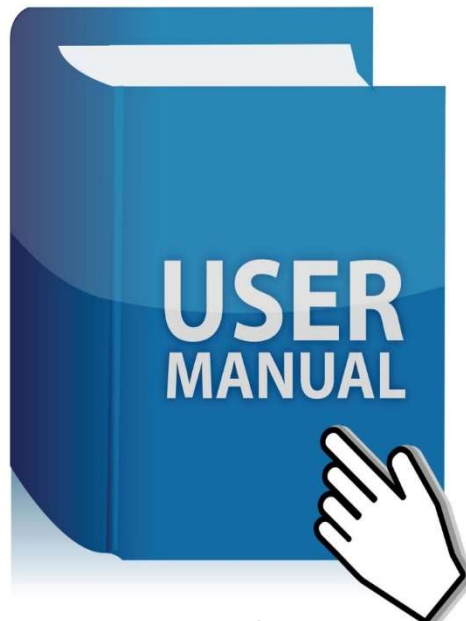


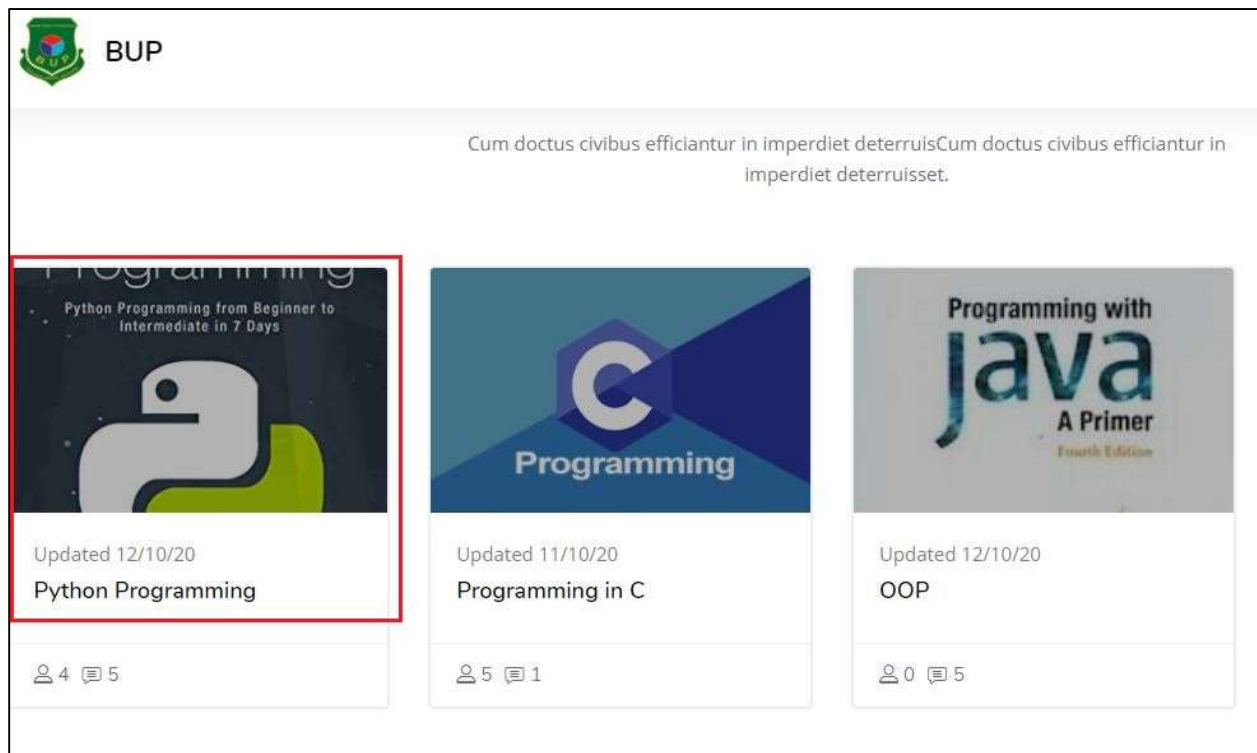
10/17/2020

Add Feedback



BUP eLearning System

Step-1: Click on a course



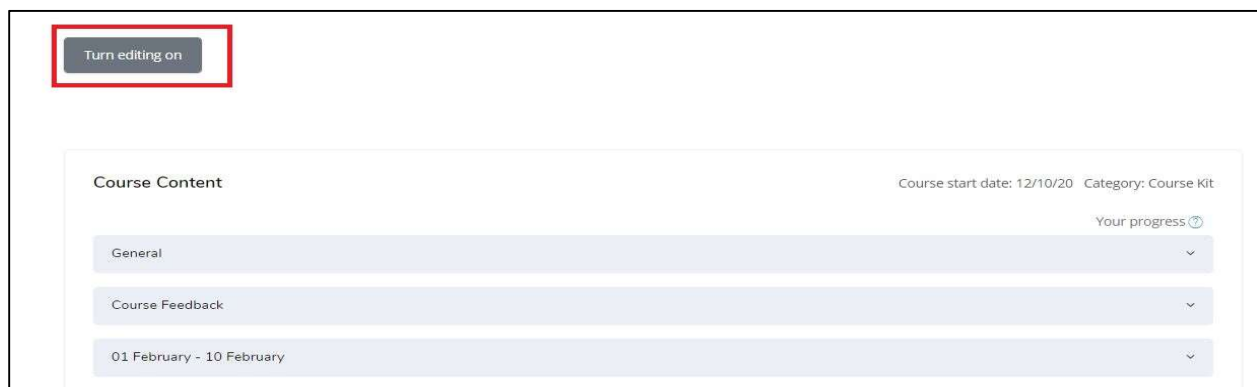
Cum doctus civibus efficiantur in imperdiet deterruisCum doctus civibus efficiantur in imperdiet deterruisset.

Python Programming
Updated 12/10/20
4 users 5 feedbacks

Programming in C
Updated 11/10/20
5 users 1 feedback

Programming with Java A Primer
Updated 12/10/20
0 users 5 feedbacks

Step-2: Click on **Turn editing on** button then go to **Course Feedback** section and click on **Add an activity or resource** button.



Turn editing on

Course Content Course start date: 12/10/20 Category: Course Kit Your progress

- General
- Course Feedback
- 01 February - 10 February



Turn editing off

Course Content Course start date: 12/10/20 Category: Course Kit

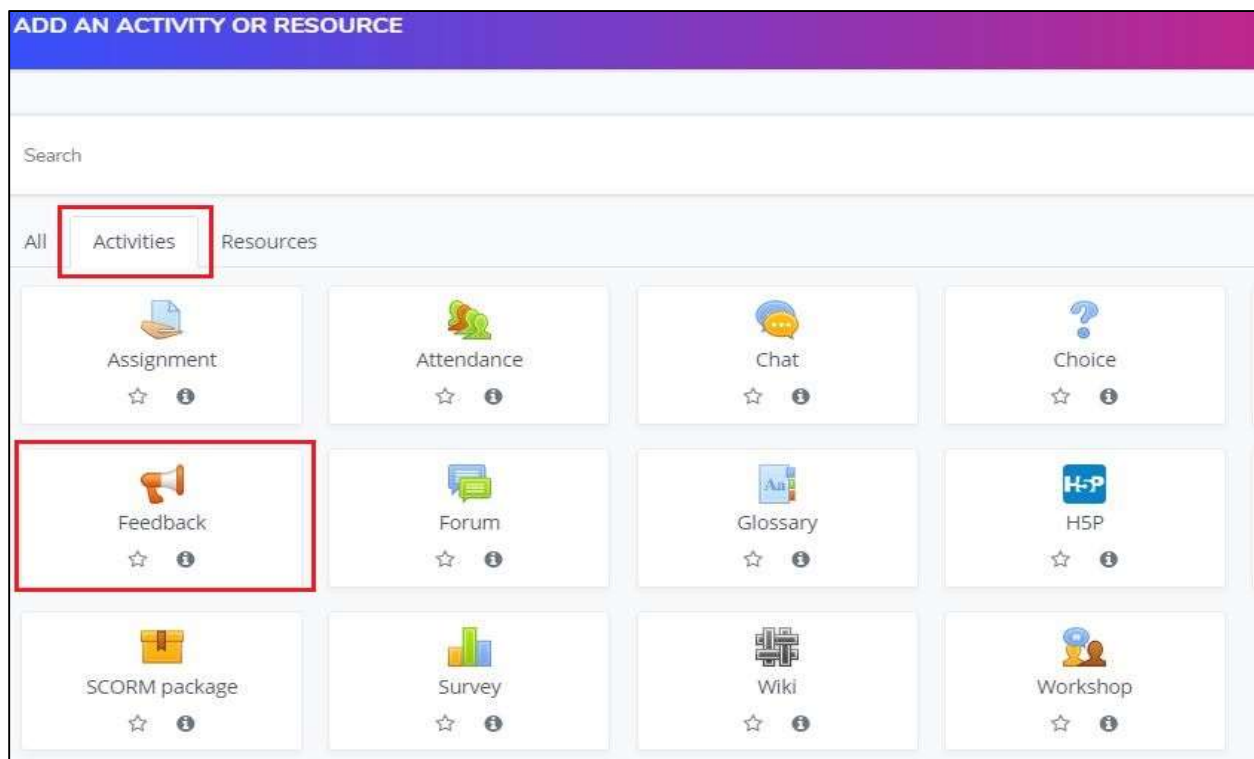
- General
- Course Feedback

+ Course Feedback

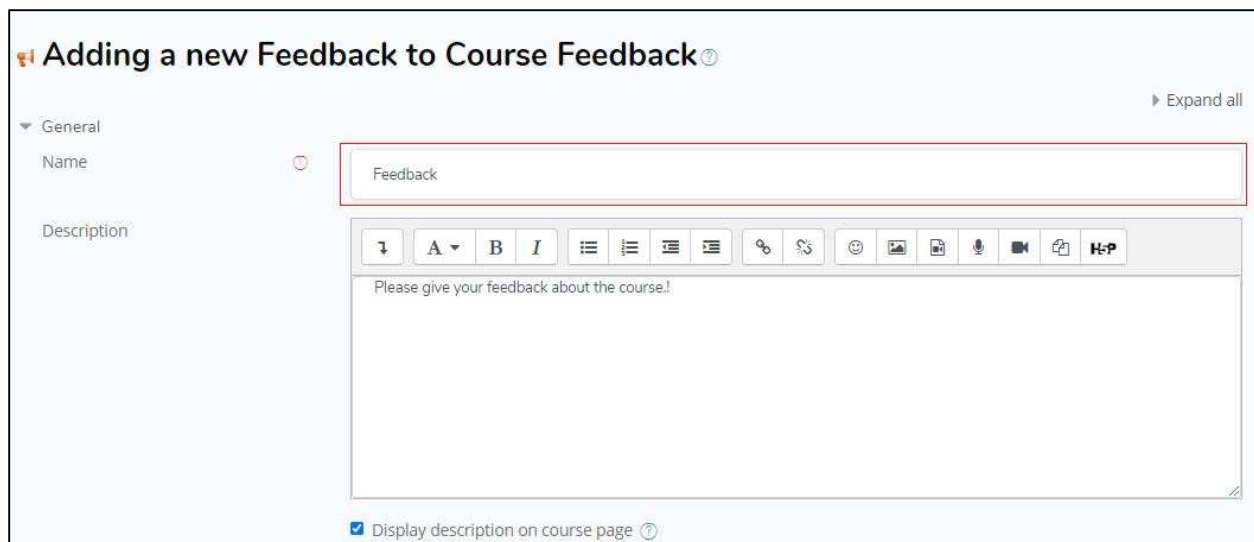
Edit

+ Add an activity or resource

Step-3: Click on **Activities-Feedback** button.



Step-4: Write **feedback name** and click on **Save and return to course** button.





▶ Availability

▶ Question and submission settings

▶ After submission

▶ Common module settings

▶ Restrict access

▶ Activity completion

▶ Tags

▶ Competencies

Save and return to course Save and display Cancel

There are required fields in this form marked ⓘ .

Step-5: Click on **Feedback** section (Which feedback you created).

Course Content Course start date: 12/10/20 Category: Course Kit

General

Course Feedback

Course Feedback Edit

Feedback Edit Feedback Feedback

Please give your feedback about the course.!

[+ Add an activity or resource](#)

Step-6: Go **Edit questions** and write **Question** and **Multiple Choice Value**, then click on **Save question** button

Feedback

Overview **Edit questions** Templates Analysis Show responses

Multiple choice Required

Question

Label

Multiple choice type

Adjustment

Hide the "Not selected" option

Do not analyse empty submits

Multiple choice values



Use one line for each answer!

Position

Save question Cancel

Step-7: Go to **Overview** section and click on **Answer the questions** button. After answered question then click on **Submit your answers** button

Feedback

Overview Edit questions Templates Analysis Show responses

Please give your feedback about the course.!

Overview

Submitted answers: 0
Questions: 1

Answer the questions

Feedback

Mode: Anonymous

Is the course is helpful for you?

Yes
 No

Submit your answers Cancel