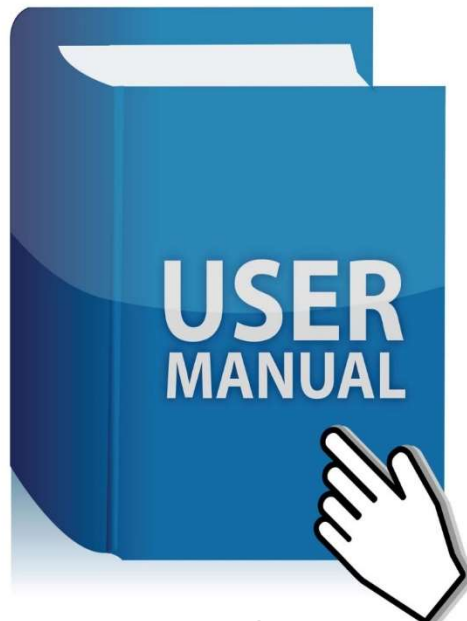


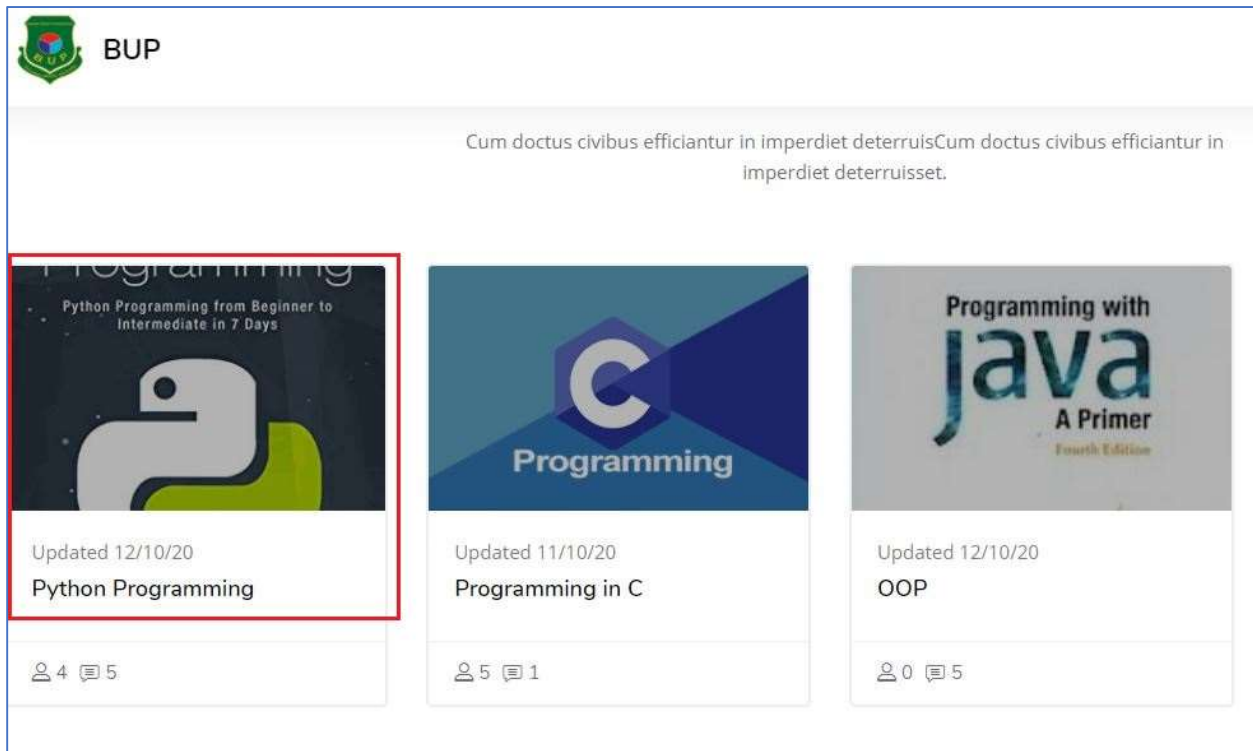
10/17/2020

Add a Forum



BUP eLearning System

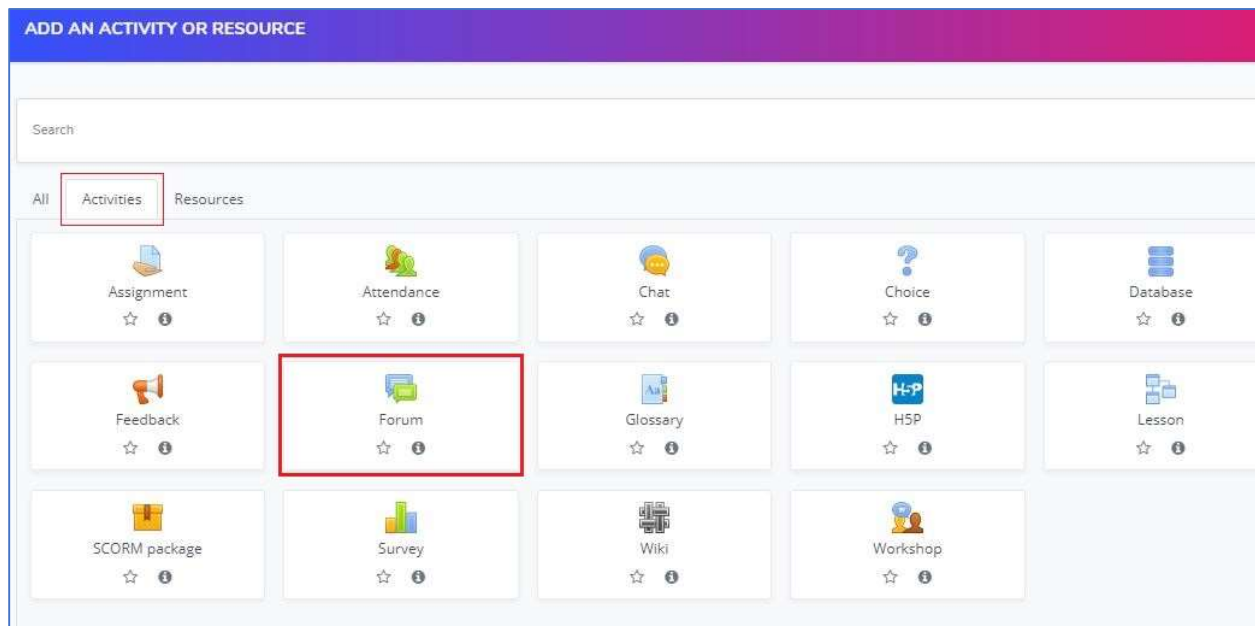
Step-1: Click on a course



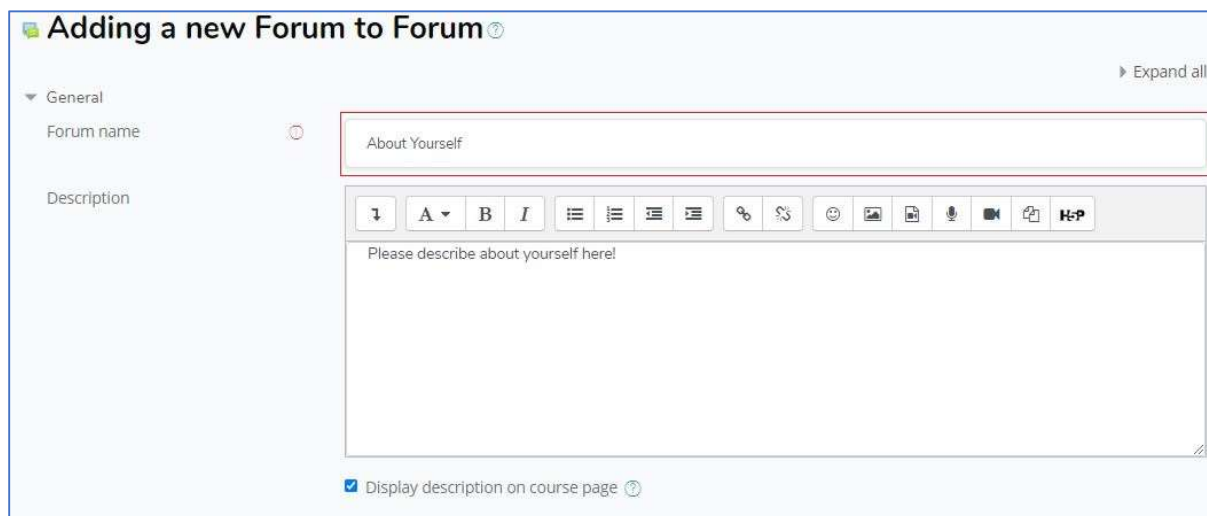
Step-2: Click on **Turn editing on** button then go to Forum section and click on **Add an activity or resource** button.



Step-3: Click on **Activities-Forum** button.



Step-4: Write **forum name** and click on **Save and return to course** button.





- ▶ Availability
- ▶ Attachments and word count
- ▶ Subscription and tracking
- ▶ Discussion locking
- ▶ Post threshold for blocking
- ▶ Whole forum grading
- ▶ Ratings
- ▶ Common module settings
- ▶ Restrict access
- ▶ Activity completion
- ▶ Tags
- ▶ Competencies

Save and return to course Save and display Cancel

Step-5: Click on **About Yourself** section (Which forum you created), then click on **Add a new discussion topics** button.

Forum ▼

Forum Edit ▼

About Yourself Edit ▼ 👤 ☑

Please describe about yourself here!

About Yourself

Please describe about yourself here!

Add a new discussion topic

(There are no discussion topics yet in this forum)



Step-6: Write Subject and Message and click on **Post to forum** button

Subject

Message

Post to forum Cancel Advanced

There are required fields in this form marked

Your post was successfully added.
You have 30 mins to edit it if you want to make any changes.
Saddam Hossain will be notified of new posts in 'About Myself' of 'About Yourself'

About Yourself

Please describe about yourself here!

Add a new discussion topic

Discussion	Started by	Last post ↓	Replies	Subscribe
☆ About Myself	Saddam Hossain 17 Oct 2020	Saddam Hossain 17 Oct 2020	0	<input checked="" type="checkbox"/> Unsubscribe from this discussion