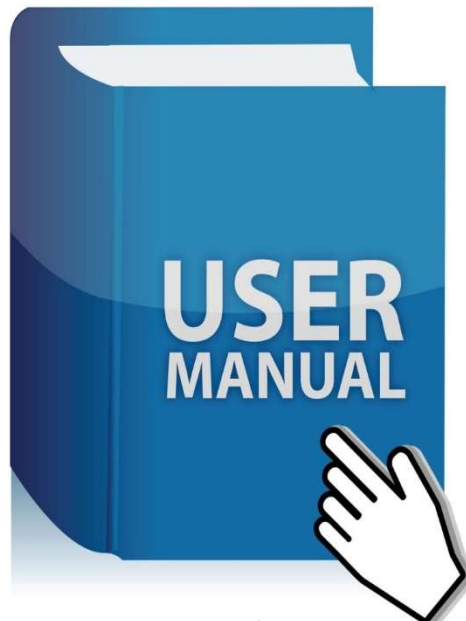


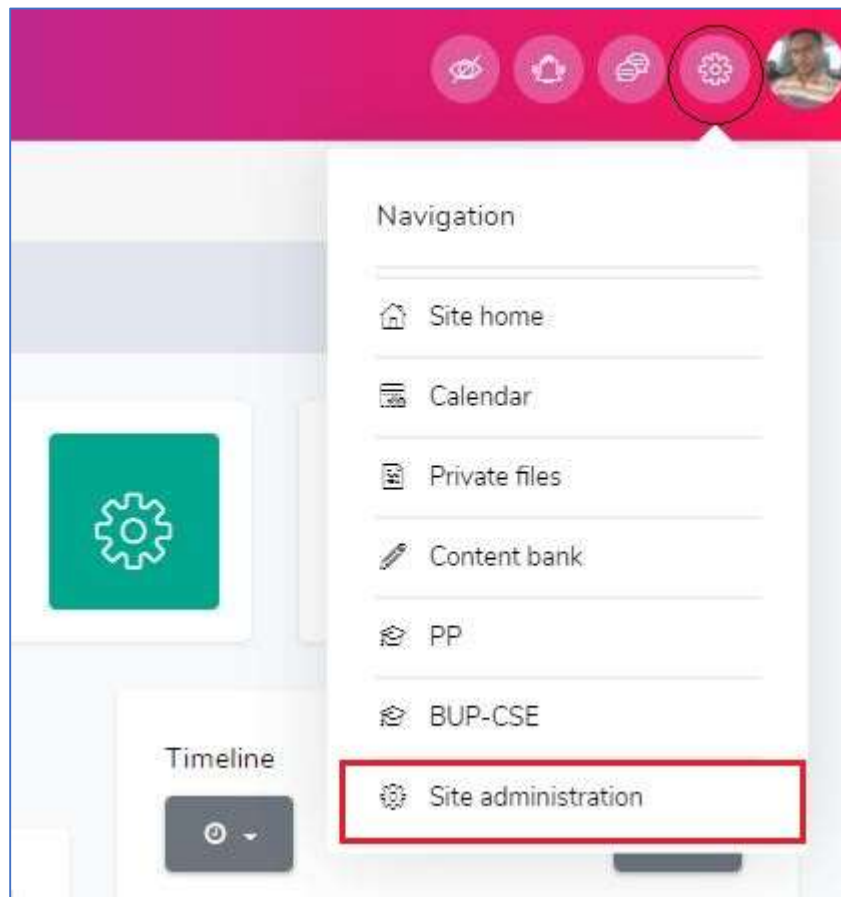
10/17/2020

Course Report

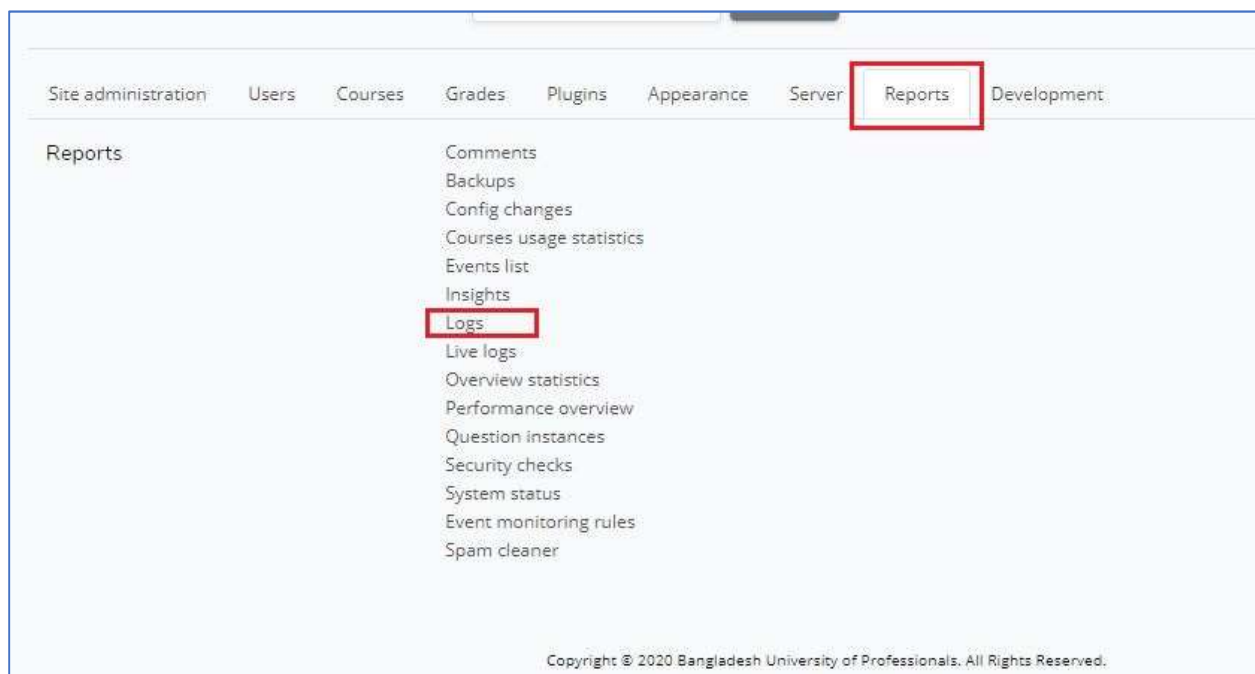


BUP eLearning System

Step-1: Click on **Settings icon->Site administration** button.



Step-2: Go to **Reports->Logs** section.





Step-3: Select subject and specific report do you need, and then click on **Get these logs** button

Python Programming
Dashboard / My courses / PP / Reports / Logs

Python Programming

All participants

All days

All activities

All actions

All sources

All events

Get these logs

Step-4: You can see all reports here

Time	User full name	Affected user	Event context	Component	Event name	Description	Origin	IP address
14 October 2020, 11:46 AM	Saddam Hossain	Saddam Hossain	Course: Python Programming	System	User profile viewed	The user with id '18' viewed the profile for the user with id '18' in the course with id '829'.	web	
14 October 2020, 11:45 AM	Saddam Hossain	-	Course: Python Programming	Logs	Log report viewed	The user with id '18' viewed the log report for the course with id '829'.	web	
13 October 2020, 4:02 PM	Saddam Hossain	-	Course: Python Programming	System	Course viewed	The user with id '18' viewed the course with id '829'.	web	

Note: You can see all of reports from Reports section