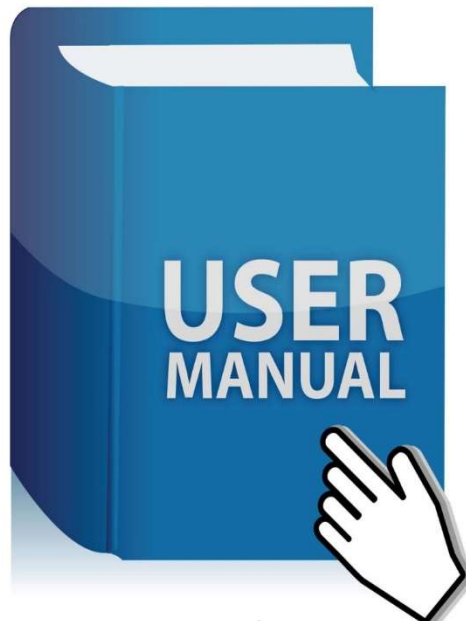


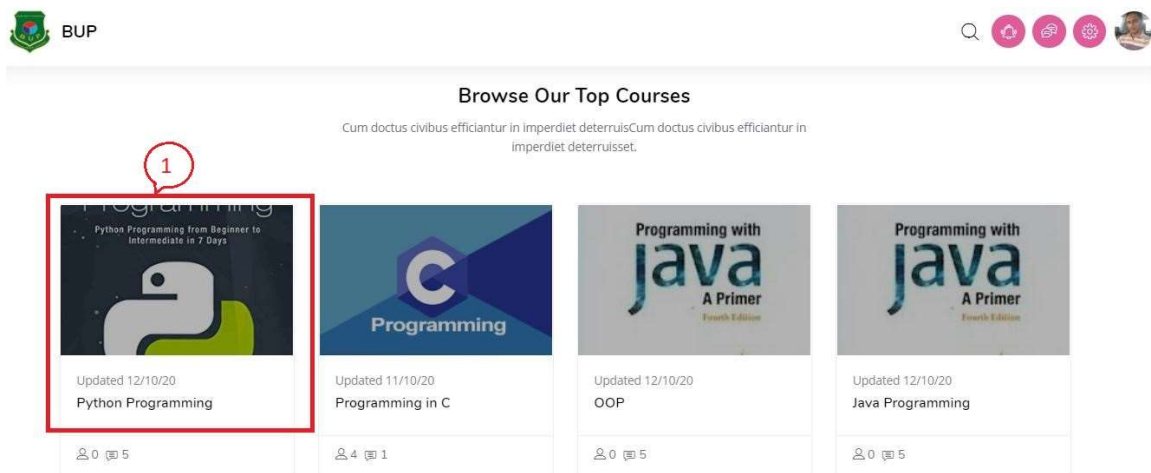
10/17/2020

# Layout of a Course



**BUP eLearning System**


### Step-1: Click on a Course



### Step-2: Click on **Turn Editing on** button



### Step-3: Click on topic section (e.g topic 1 **pencil icon**) and you can edit it as you like.





**Step-4:** Click on **Add an activity or resource** button. Here you can add any resources as you like.

Course Content Course start date: 12/10/20 Category: Course Kit

- General
- Topic 1
  - 01 January - 30 January Edit
  - + Add an activity or resource**
- Topic 2

**Step-5:** Click on **Add topics-Add topics** button for adding a block

Course Content Course start date: 12/10/20 Category: Course Kit

- General
- Course Feedback
- Assignment-01 | 01-Nov-2020 to 15-Nov-2020
- 11 Feb - 20 Feb
- Quizzes
- Forum

**+ Add topics**

**ADD TOPICS** ✕

Number of sections

**Add topics** **Cancel**