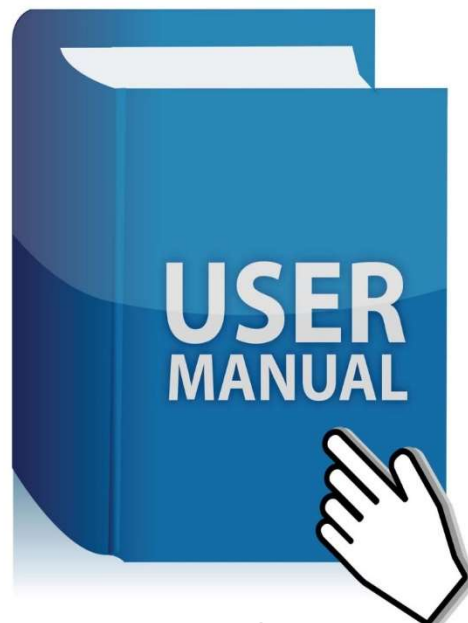


10/17/2020

Quiz

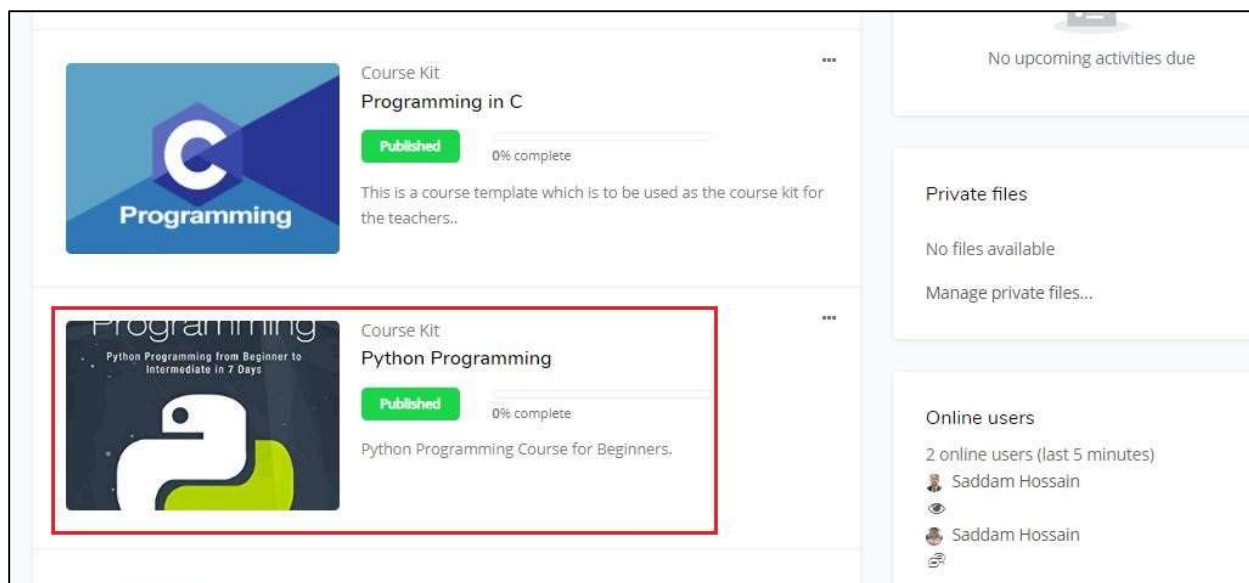
Submission by student



BUP eLearning System

Step-1: Login into system using **username** and **password**

Step-2: Click on a subject which you want.



The screenshot shows a user interface for selecting a course. On the left, there are two course cards. The top card is for 'Programming in C' with a blue and white logo and a 'Published' status. The bottom card is for 'Python Programming' with a Python logo and a 'Published' status; this card is highlighted with a red border. On the right, there are three sections: 'No upcoming activities due', 'Private files' (with 'No files available' and 'Manage private files...'), and 'Online users' (with '2 online users (last 5 minutes)' and two users listed: 'Saddam Hossain').

Step-3: Click on **Quiz** section



The screenshot shows the 'Course Content' navigation menu. At the top right, it says 'Course start date: 12/10/20' and 'Category: Course Kit'. Below this is a 'Your progress' indicator with a question mark icon. The menu items are: 'General', 'Course Feedback', 'Assignment-01 | 01-Nov-2020 to 15-Nov-2020', '11 Feb - 20 Feb', and 'Quizzes'. The 'Quizzes' item is highlighted with a red border. Below the menu, under the heading 'Quizzes', there is a single item 'Quiz-01' with a small icon and a checkbox.



Step-4: Click on **Attempt quiz now** button.

Quiz-01

This quiz opened at Tuesday, 20 October 2020, 12:42 PM
 This quiz will close on Tuesday, 20 October 2020, 1:42 PM.
 Time limit: 1 min
 Grading method: Highest grade

Attempt quiz now

Step-5: Click on **Start attempt** button.

Quiz-01

Attempt quiz now

Start attempt
×

Time limit

Your attempt will have a time limit of 1 min. When you start, the timer will begin to count down and cannot be paused. You must finish your attempt before it expires. Are you sure you wish to start now?

Start attempt

Cancel

Step-6: After answered your question then click on **Next page** button.

TIME LEFT 0:00:30

QUESTION 1

Not yet answered
Marked out of 1.25
[Flag question](#)

Which variable declaration is correct?

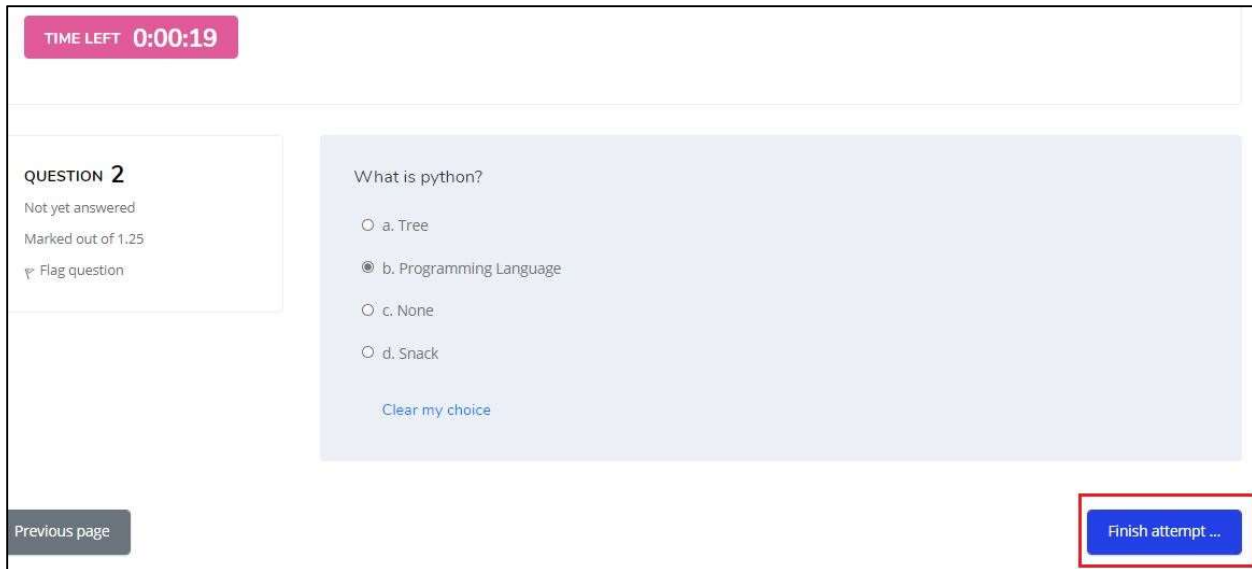
- a. _abc
- b. @abc
- c. 1abc
- d. -abc

[Clear my choice](#)

Next page



Step-7: Finally answered all questions, click on **Finish attempt** button.

A screenshot of the BUP eLearning System interface. At the top left, a pink box displays 'TIME LEFT 0:00:19'. Below this, on the left side, is a box for 'QUESTION 2' with the text 'Not yet answered', 'Marked out of 1.25', and a 'Flag question' link. The main area contains the question 'What is python?' with four radio button options: 'a. Tree', 'b. Programming Language' (which is selected), 'c. None', and 'd. Snack'. Below the options is a 'Clear my choice' link. At the bottom left is a 'Previous page' button, and at the bottom right is a blue 'Finish attempt ...' button, which is highlighted with a red rectangular border.